





PMEX UPDATE


SELL	
	CRUDE10-JY26
80.26	-5.44%
Expiry	19/Jun/26
Remaining	4 Days
Entry	83 - 82.5
Stoploss	83.75
Take Profit	81.74 - 81.2


SELL	
	NGAS1K-Jy26
3.0750	-1.44%
Expiry	25/Jun/26
Remaining	10 Days
Entry	3.1 - 3.09
Stoploss	3.12
Take Profit	3.06 - 3.04

BUY	
	GO10Z-AU26
4,349.70	2.62%
Expiry	29/Jul/26
Remaining	44 Days
Entry	4320 - 4326
Stoploss	4305.00
Take Profit	4340 - 4360


BUY	
	SL10-JY26
70.83	-2.05%
Expiry	26/Jun/26
Remaining	11 Days
Entry	70.47 - 70.92
Stoploss	70.10
Take Profit	71.65 - 72.04


BUY	
	PLATINUM5-JY26
1,799.25	5.08%
Expiry	26/Jun/26
Remaining	11 Days
Entry	1790 - 1799
Stoploss	1780.00
Take Profit	1820 - 1835


BUY	
	COPPER-JY26
6.4923	0.73%
Expiry	22/Jun/26
Remaining	7 Days
Entry	6.44 - 6.46
Stoploss	6.41
Take Profit	6.51 - 6.55


BUY	
	ICOTTON-JY26
72.92	0.17%
Expiry	22/Jun/26
Remaining	7 Days
Entry	73 - 73.2
Stoploss	72.40
Take Profit	73.85 - 74.15

BUY	
	DJ-JU26
51,700	0.95%
Expiry	17/Jun/26
Remaining	2 Days
Entry	51783 - 51841
Stoploss	51585.00
Take Profit	52037 - 52245

BUY	
	SP500-JU26
7,528	1.31%
Expiry	17/Jun/26
Remaining	2 Days
Entry	7526 - 7532
Stoploss	7513.00
Take Profit	7560 - 7588

BUY	
	NSDQ100-JU26
30,276	2.14%
Expiry	17/Jun/26
Remaining	2 Days
Entry	30272 - 30309
Stoploss	30189.00
Take Profit	30431 - 30529

SELL	
	GOLDUSDJPY-JY26
160.18	-0.03%
Expiry	26/Jun/26
Remaining	11 Days
Entry	159.99 - 159.95
Stoploss	160.18
Take Profit	159.75 - 159.65

BUY	
	GOLDEURUSD-JY26
1.1606	0.32%
Expiry	26/Jun/26
Remaining	11 Days
Entry	1.1584 - 1.1591
Stoploss	1.157
Take Profit	1.1605 - 1.1623

Major Headlines

Oil prices slide after U.S., Iran agree to interim peace deal

Oil prices slumped more than 4% on Monday after the United States and Iran reached an interim peace agreement aimed at ending months of conflict in the Middle East and reopening the Strait of Hormuz. At 06:33 ET (10:33 GMT), Brent crude futures, the benchmark for global oil, had slipped by 5.0% to \$82.98 per barrel, while U.S. West Texas Intermediate (WTI) crude futures had dropped 5.3% to \$80.35 per barrel. The declines extended losses from last week and pushed both benchmarks to their lowest levels since March 10.

Gold Price Forecast: Key Gold stalls at \$4,366 resistance in neutral standoff: Live levels

Gold (GC) on the 4-hour chart is locked in a high-stakes neutral standoff at \$4,327.47—bulls are pushing hard with a 5-day rally, but major resistance at \$4,366 threatens to slam the brakes. Expect fireworks: a clean break above could fuel a short squeeze, but failure here risks a swift bearish reversal.

Wall St futures surge on U.S.-Iran interim peace deal; Fed in focus

U.S. stock index futures rose sharply early Monday after Washington and Tehran confirmed they had reached a preliminary peace deal to end their war and reopen key shipping lanes in the Middle East. S&P 500 Futures jumped by 89 points, or 1.2%, by 05:56 ET (09:56 GMT). Nasdaq 100 Futures surged 582 points, or 2%, while Dow Jones Futures 418 points, or 0.8%.

USD/JPY Price Forecast: Yen underperforms amid BoJ rate outlook uncertainty

The BoJ is unlikely to support further tightening of monetary conditions in the remaining year, as higher energy prices due to Middle East tensions have exposed greater risks to Japan's fiscal policy. Also, the Japanese government's intentions to loosen its fiscal policy in an attempt to provide relief to households from the burden of high inflation are also weighing on the Japanese Yen.

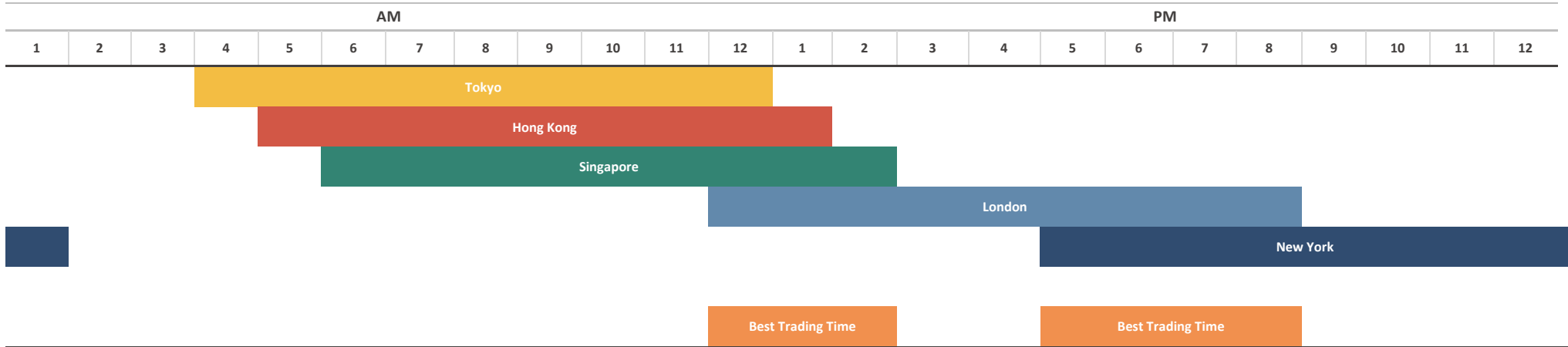
EUR/USD climbs above 1.1600 on US–Iran peace breakthrough

The EUR/USD pair stays firm above 1.1600 in the European session on Monday. The US and Iran have reached a deal to reopen the Strait of Hormuz on Sunday, which underpins risk sentiment, supporting the Euro against the US Dollar. Now, the main focus this week remains on the Fed policy decision due on Wednesday.

Economic Calendar

No economic calendar event scheduled

Forex Market Hours

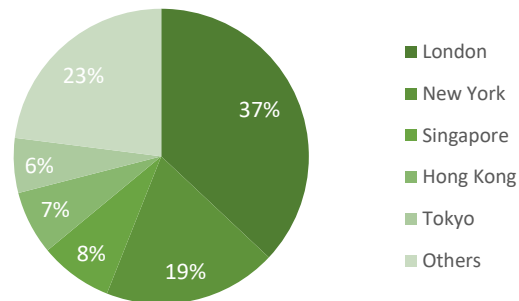


Note: This chart shows the normal forex trading times of all the major forex trading centers across the globe in Pakistan Standard Time.

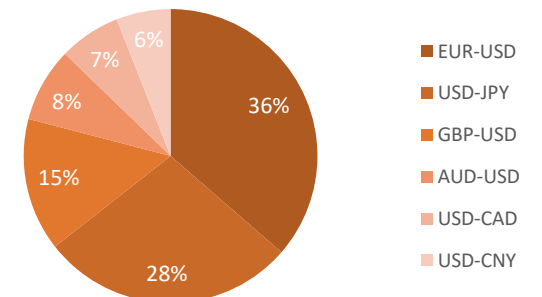
Forex Turnover by Counterparty



Markets' Share in Total Forex Turnover



Most Traded Currency Pairs



DISCLAIMER

This report has been prepared by Abbasi and Company (Private) Limited and is provided for information purposes only. Abbasi and Company (Private) Limited (ACPL) is engaged in brokerage business of commodities futures in Pakistan and to provide the trading/ execution facility on Pakistan Mercantile Exchange (PMEX). There is risk of loss in trading in derivatives (futures). The author, directors and other employees of Abbasi and Company (Private) Limited and its affiliates cannot be held responsible for any loss in trading. Futures; futures on margin carries a high level of risk and may not be suitable for all investors. The high degree of leverage can work against the investor/ traders. Before deciding to invest in Commodity derivatives, you should carefully consider your investment objectives, level of experience, and risk appetite. The possibility exists that you could sustain a loss of some or all of your initial investment and therefore you should not invest money that you cannot afford to lose. You should be aware of all the risks associated with futures trading in commodities and other financial products. We take no responsibility for any loss made in investment on any instruments through us. In any event Abbasi and Company (Private) Limited, its affiliates, agents will not be liable to anyone for any decision made or action taken for investment/trading. Abbasi and Company (Private) Limited, its affiliates, directors and employees cannot be held responsible for any loss in trading due to any problem in connectivity; failure of system; technical problem in the software or any other reason whatever.

All the reports/ recommendations/ trading calls/ opinions are advisory in nature and contains the opinions of the author, which are not to be construed as investment advices. The author, directors and other employees of Abbasi and Company (Private) Limited and its affiliates cannot be held responsible for the accuracy of the information presented herein or for the results of the positions taken based on the opinions expressed in the reports/ views from Abbasi and Company (Private) Limited. All the views/ recommendations/ trading calls and opinions are based on the information, which are believed to be accurate and no assurance can be given for the accuracy of these information.

Derivatives trading involve substantial risk. The valuation of the underlying may fluctuate, and as a result, clients may lose their entire original investment. In no event should the content of this research report be construed as an express or an implied promise, guarantee or implication by, or from, Abbasi and Company (Private) Limited that you will profit or that losses can, or will be, limited in any manner whatsoever. Past results are no indication of future performance. The information provided in this report is intended solely for informative purposes and is obtained from sources believed to be reliable. Information is in no way guaranteed. No guarantee of any kind is implied or possible where projections of future conditions are attempted. Investments in securities market are subject to market risks, read all the related documents carefully before investing.

All rights reserved by Abbasi and Company (Private) Limited. This report or any portion hereof may not be reproduced, distributed, or published by any person for any purpose whatsoever. Nor can it be sent to a third party without prior consent of Abbasi and Company (Private) Limited. Action could be taken for unauthorized reproduction, distribution, or publication.

The research analyst, primarily involved in the preparation of this report, certifies that (1) the views expressed in this report accurately reflect his/her personal views about the subject commodity/index /currency pair and (2) no part of his/her compensation was, is or will be directly or indirectly related to the specific recommendations or views expressed in this report.

DISCLOSURE

Following exchange rates are used to convert investment and profit values:

- USD/PKR: 280.10
- JPY/PKR: 1.97

To arrive at our Target Price, Abbasi & Company (Private) Limited uses following methods:

- Technical Analysis
- Fundamental Analysis

Furthermore, profit and returns are inclusive of all expenses including PMEX Fee, ACPL Fee & Sales Tax

RESEARCH DISSEMINATION POLICY

Abbasi & Company (Private) Limited endeavors to make all reasonable efforts to disseminate research to all eligible clients in a timely manner through either physical or electronic distribution such as email, fax mail etc. Nevertheless, all clients may not receive the material at the same time.

PREPARED BY

Muhammad Rashid Nawaz

Phone: (+92) 42 38302028

Ext: 118

Email: umairjaved@abbasiandcompany.com

RESEARCH DEPARTMENT

6 - Shadman, Lahore

Phone: (+92) 42 38302028; Ext: 116, 117

Email: research@abbasiandcompany.com

web: www.abbasiandcompany.com

HEAD OFFICE

6 - Shadman, Lahore

Phone: (+92) 42 38302028

Email: support@abbasiandcompany.com

web: www.abbasiandcompany.com